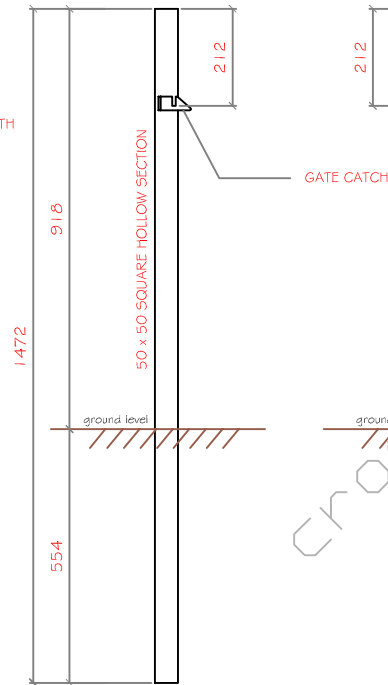
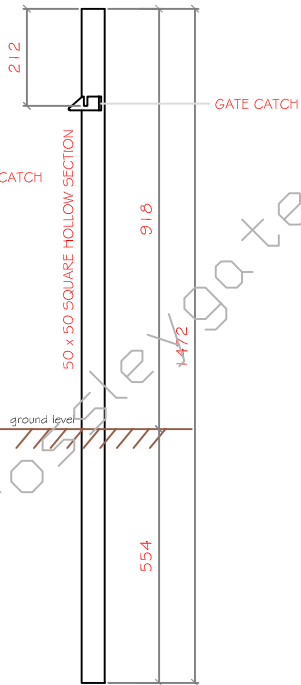


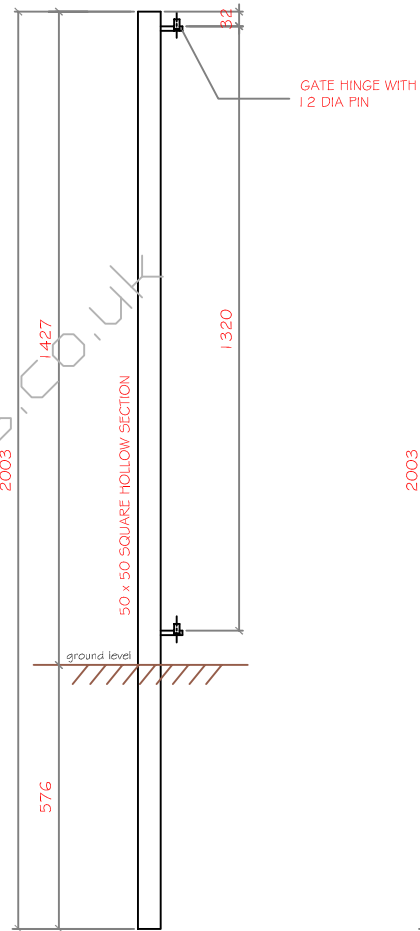
GATE POST TYPE A



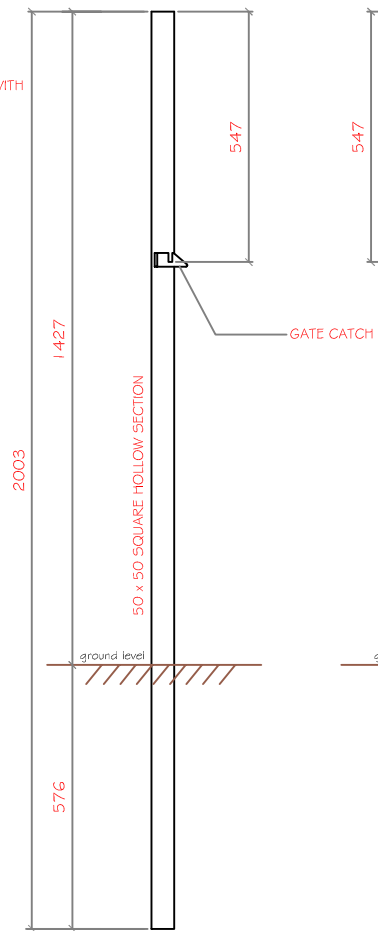
GATE POST TYPE B
HINGED RIGHT, OPEN IN



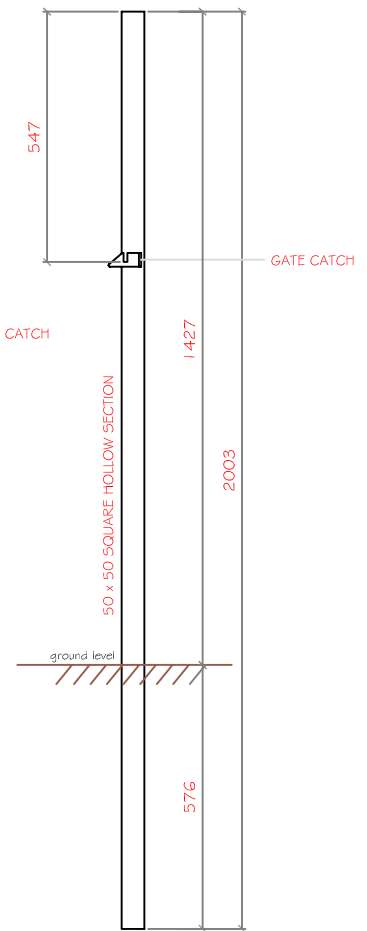
GATE POST TYPE BX
HINGED LEFT, OPEN IN



GATE POST TYPE C



GATE POST TYPE D
HINGED RIGHT, OPEN IN



GATE POST TYPE DX
HINGED LEFT, OPEN IN

TYPE A - Hinge

Ascot single, Wetherby single, Windsor single, York single, Ascot double, Wetherby double, Windsor double

TYPE B - Latch left

Ascot single, Wetherby single, Windsor single, York single

TYPE BX - Latch right

Ascot single, Wetherby single, Windsor single, York single

TYPE C - Hinge

Aintree single, Epsom single

TYPE D - Latch left

Aintree single, Epsom single

TYPE DX - Latch right

Aintree single, Epsom single

'THE RACECOURSE RANGE'
GATEPOSTS.
FINISH - HOT DIPPED GALVANISED.
GREY PLASTIC CAP TO TOP OF POSTS.